

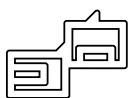
Organisation Climate Short Survey 1 of 3

Copyright Wyndham Consulting Group Pty Ltd

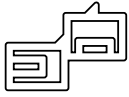
Company

Username

Password



EmployeeSurveyOnline



Organisation Climate Short Survey 1

EmployeeSurveyOnline

This survey will examine dimensions of your organisation that affect how you see the organisation. Your answers to these questions will provide a picture of the work environment or atmosphere as you see it. No two people's opinions are the same because it is seen differently by each individual. Survey statements are generally about conditions in your usual workplace, however, some statements will enable you to comment on the organisation as a whole. Please be honest and answer the statements from your point of view.

True: the statement expresses what you believe is true.

Inclined to be true: the statement tends to be true, but you are not definite about it.

Inclined to be false: the statement tends not to be true, but you are not definite about it.

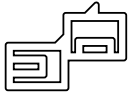
False: the statement does not express what you believe is true.

T
IT
IF
F

**For each of the following statements please tick the appropriate box.
If you have no opinion about a statement you do not have to tick it.**

T IT IF F

1. Decisions in this organisation are generally made only by higher management.	<input type="checkbox"/>	<input type="checkbox"/>	<input type="checkbox"/>	<input type="checkbox"/>
2. In this work area our goals and priorities are clearly understood.	<input type="checkbox"/>	<input type="checkbox"/>	<input type="checkbox"/>	<input type="checkbox"/>
3. In this work area we are given a lot of encouragement to do better.	<input type="checkbox"/>	<input type="checkbox"/>	<input type="checkbox"/>	<input type="checkbox"/>
4. Many people in this work area don't understand one another very well.	<input type="checkbox"/>	<input type="checkbox"/>	<input type="checkbox"/>	<input type="checkbox"/>
5. People can be relied upon to pull their weight in this work area.	<input type="checkbox"/>	<input type="checkbox"/>	<input type="checkbox"/>	<input type="checkbox"/>
6. Management places emphasis on everybody meeting high standards of performance.	<input type="checkbox"/>	<input type="checkbox"/>	<input type="checkbox"/>	<input type="checkbox"/>
7. Not much notice is taken of good ideas suggested by people.	<input type="checkbox"/>	<input type="checkbox"/>	<input type="checkbox"/>	<input type="checkbox"/>
8. People around here sometimes don't seem to understand how their activities affect work in my area.	<input type="checkbox"/>	<input type="checkbox"/>	<input type="checkbox"/>	<input type="checkbox"/>
9. In this work area there is not enough appreciation shown for working hard.	<input type="checkbox"/>	<input type="checkbox"/>	<input type="checkbox"/>	<input type="checkbox"/>
10. Around here very few people are allowed to make decisions.	<input type="checkbox"/>	<input type="checkbox"/>	<input type="checkbox"/>	<input type="checkbox"/>
11. Everyone knows what objectives they are responsible for and how this contributes to the work area.	<input type="checkbox"/>	<input type="checkbox"/>	<input type="checkbox"/>	<input type="checkbox"/>
12. I am encouraged to make my own decisions and take action as I see fit.	<input type="checkbox"/>	<input type="checkbox"/>	<input type="checkbox"/>	<input type="checkbox"/>
13. People around here are concerned about the welfare of others.	<input type="checkbox"/>	<input type="checkbox"/>	<input type="checkbox"/>	<input type="checkbox"/>
14. A lot of emphasis is put on doing everything exactly the way you are told.	<input type="checkbox"/>	<input type="checkbox"/>	<input type="checkbox"/>	<input type="checkbox"/>
15. Poor communication sometimes causes the work pace to slow down.	<input type="checkbox"/>	<input type="checkbox"/>	<input type="checkbox"/>	<input type="checkbox"/>
16. A lot of emphasis is placed on improving individual and team performance.	<input type="checkbox"/>	<input type="checkbox"/>	<input type="checkbox"/>	<input type="checkbox"/>



Organisation Climate Short Survey 1

EmployeeSurveyOnline

True: the statement expresses what you believe is true.
Inclined to be true: the statement tends to be true, but you are not definite about it.
Inclined to be false: the statement tends not to be true, but you are not definite about it.
False: the statement does not express what you believe is true.

T	IT	IF	F
---	----	----	---

17. Around here people don't work together very well.	<input type="checkbox"/>	<input type="checkbox"/>	<input type="checkbox"/>	<input type="checkbox"/>
18. Around here people can rely on being able to work without management interference.	<input type="checkbox"/>	<input type="checkbox"/>	<input type="checkbox"/>	<input type="checkbox"/>
19. Management makes it easy for staff to serve customers/clients.	<input type="checkbox"/>	<input type="checkbox"/>	<input type="checkbox"/>	<input type="checkbox"/>
20. In this work area people are encouraged to get along together.	<input type="checkbox"/>	<input type="checkbox"/>	<input type="checkbox"/>	<input type="checkbox"/>
21. Managers are clear about company policies, goals and priorities.	<input type="checkbox"/>	<input type="checkbox"/>	<input type="checkbox"/>	<input type="checkbox"/>
22. Definite quality standards of good customer/client service are set by management.	<input type="checkbox"/>	<input type="checkbox"/>	<input type="checkbox"/>	<input type="checkbox"/>
23. In our work area there is a strong commitment to good customer/client service.	<input type="checkbox"/>	<input type="checkbox"/>	<input type="checkbox"/>	<input type="checkbox"/>
24. Management in this work area encourage teamwork and cooperation.	<input type="checkbox"/>	<input type="checkbox"/>	<input type="checkbox"/>	<input type="checkbox"/>
25. People in our work area find other departments across the organisation cooperative when we deal with them.	<input type="checkbox"/>	<input type="checkbox"/>	<input type="checkbox"/>	<input type="checkbox"/>
26. I am encouraged to pursue my career direction.	<input type="checkbox"/>	<input type="checkbox"/>	<input type="checkbox"/>	<input type="checkbox"/>
27. Around here staff are encouraged to experiment and try new approaches.	<input type="checkbox"/>	<input type="checkbox"/>	<input type="checkbox"/>	<input type="checkbox"/>
28. I am supported in attending training and development programs.	<input type="checkbox"/>	<input type="checkbox"/>	<input type="checkbox"/>	<input type="checkbox"/>
29. Availability of equipment and materials rarely interferes with delivering good customer/client service.	<input type="checkbox"/>	<input type="checkbox"/>	<input type="checkbox"/>	<input type="checkbox"/>
30. Other areas of this organisation respond quickly to our needs for information.	<input type="checkbox"/>	<input type="checkbox"/>	<input type="checkbox"/>	<input type="checkbox"/>
31. In this work area managers give people feedback on how well they are performing.	<input type="checkbox"/>	<input type="checkbox"/>	<input type="checkbox"/>	<input type="checkbox"/>
32. Around here managers try to remove obstacles to the advancement of women.	<input type="checkbox"/>	<input type="checkbox"/>	<input type="checkbox"/>	<input type="checkbox"/>
33. Managers often fail to reinforce customer/client service standards.	<input type="checkbox"/>	<input type="checkbox"/>	<input type="checkbox"/>	<input type="checkbox"/>

Online Submission

Hardcopy Submission